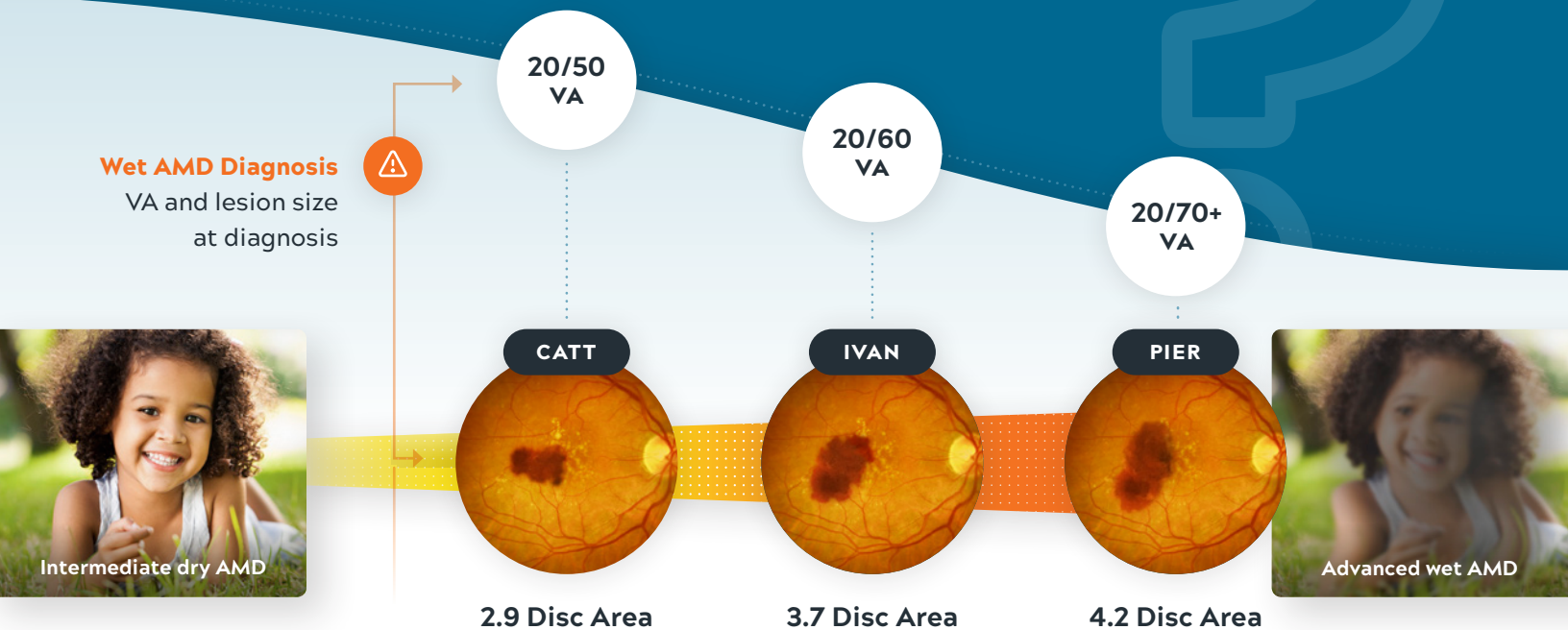


In the age of anti-VEGF, why are we settling for lesion growth and acuity decline like this?



IRIS REGISTRY

20/83 VA

AVERAGE AT CNV DIAGNOSIS

IRIS Registry real world data shows eyes present with an average of 20/83 VA at wet AMD diagnosis (first eyes: 20/85; fellow eyes: 20/79) using standard care.¹ Poor VA and large lesion size at diagnosis are strongly associated with poor long-term VA outcomes.

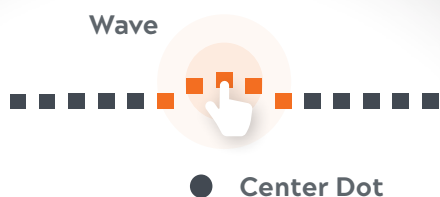
Standard of Care Isn't Enough

At wet AMD diagnosis, 94% of patients using ForeseeHome maintained functional vision ($\geq 20/40$ VA)² and lesions were approximately 3x smaller.³

HOME STUDY

$\geq 20/40$ VA
AT WET AMD DIAGNOSIS

0.23 Disc Area



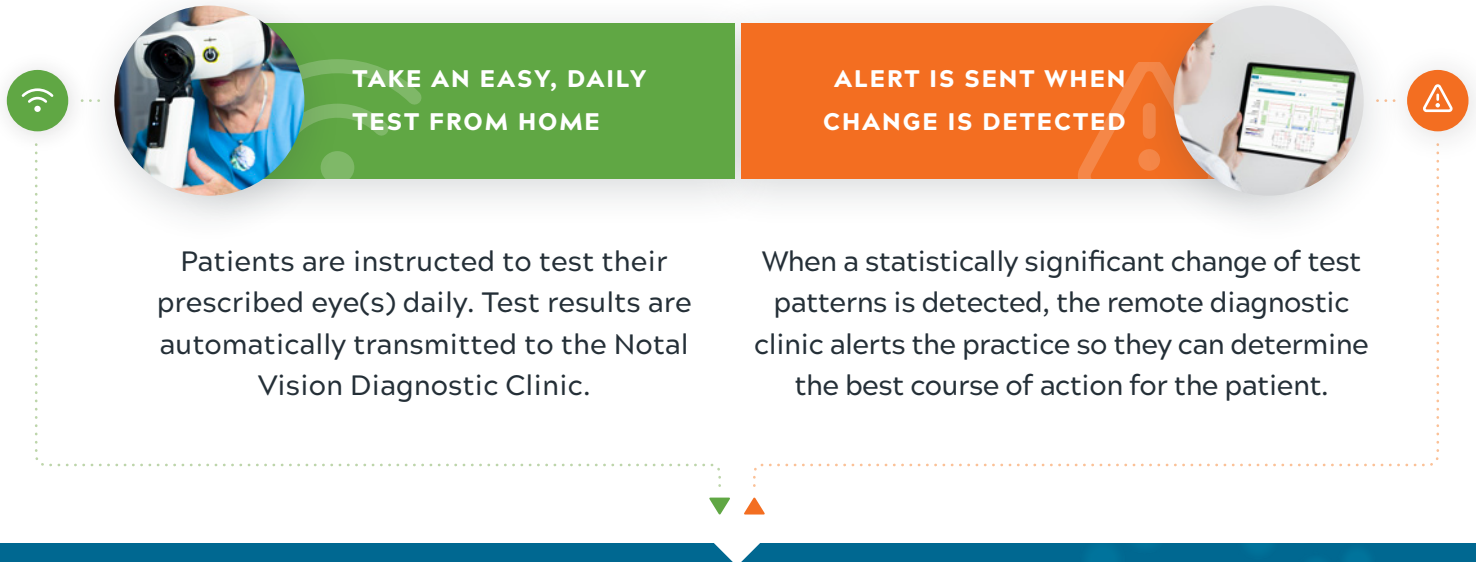
ForeseeHome uses **Preferential Hyperacuity Perimetry (PHP)** to detect tiny changes in the central visual field, including metamorphopsia and scotomas.

Detect Early. Treat Early.

ForeseeHome is a home-based monitoring program for at-risk dry AMD patients that helps detect wet AMD earlier, so treatment can be initiated earlier for better outcomes.

LEARN HOW THE PROGRAM WORKS >

How the ForeseeHome AMD Monitoring Program Works



Supported by a Remote Diagnostic Clinic

The Notal Vision Diagnostic Clinic, the medical provider of ForeseeHome, provides holistic, beginning-to-end physician and patient education, engagement and support. Directed by practicing ophthalmologists and supported by a team of certified ophthalmic professionals and patient engagement specialists, the remote diagnostic clinic is the key to successful remote monitoring.



FOR PATIENTS

- AMD Education
- Device Training & Support
- Benefits Eligibility & Verification

FOR PHYSICIANS

- Orientation & Support
- Clinical Data Monitoring Services
- Alert Management & ECP Portal



FDA CLEARED



MEDICARE COVERED



EASY TO USE

FDA INDICATION FOR USE

The ForeseeHome is intended for use in the detection and characterization of central and paracentral metamorphopsia (visual distortion) in patients with age-related macular degeneration, as an aid in monitoring progression of disease factors causing metamorphopsia including but not limited to choroidal neovascularization (CNV). It is intended to be used at home for patients with stable fixation. The ForeseeHome AMD Monitoring Program is only available by physician order and is intended to be used as an addition to regular eye exams. The ForeseeHome AMD Monitoring Program is covered by Medicare, subject to its coverage requirements for the test, to assess patients with dry AMD who are at risk of developing wet AMD.

ForeseeHome is a registered trademark, and the ForeseeHome AMD Monitoring Program and logo and the Notal Vision logo are trademarks of Notal Vision. © 2020 Notal Vision, Inc. All rights reserved.

References: 1. Rao P et al. *Ophthalmology*. 2018;125(4):522-528. 2. Chew EY, Clemons TE, Bressler SB, et al. *Ophthalmology*. 2014;121(2):535-544. 3. Domalpally A, Clemons TE, Bressler SB, et al. *Ophthalmol Retina*. 2019;3(4):326-335.



GET STARTED TODAY

1-855-600-3112

Mon-Fri, 8 AM to 6 PM EST

www.foreseehome.com/hcp